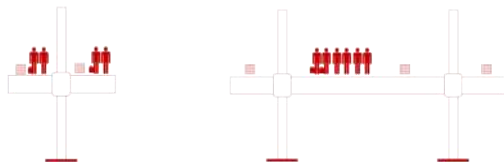


MC4000



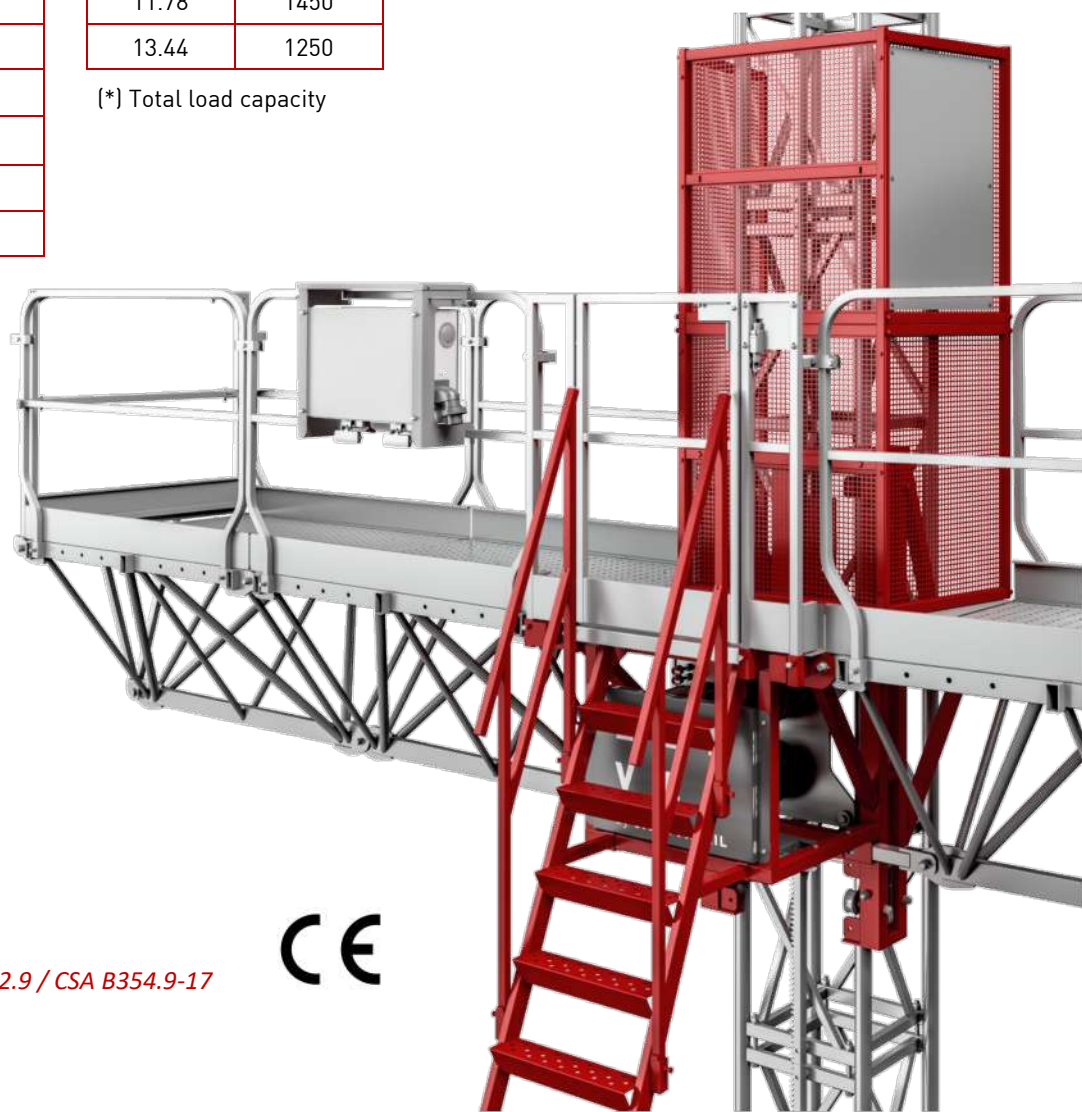
	13,44 m	35,88 m
	200 m	
	4	6
	8m/min @ 50Hz 9.5m/min @ 60Hz	



TWIN	
LENGTH	LOAD(*)
8.40	5110
11.40	4860
17.40	4360
20.40	4110
23.56	3910
26.56	3660
29.56	3360
31.06	2760
32.56	2660
32.88	2560
34.38	2360
35.88	2260

SINGLE	
LENGTH	LOAD(*)
2.78	2700
4.12	2600
5.78	2450
7.12	2350
8.78	2200
10.12	2100
11.78	1450
13.44	1250

(*) Total load capacity



According to:

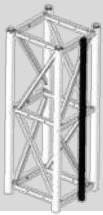
EN 1495 / ANSI A92.9 / CSA B354.9-17



Technical specification

	SINGLE	TWIN
Deck length	2.78m to 13.44m	8.40m to 35.88m
Rated load	According to the load chart	
Maximum height	200m (*)	
Maximum freestanding height	9m	
Min-max tie-in distance	12m	
Mast section	M500S or M500R	
Rack module	6	
Rated power	2 x 2.2kW or 2 x 3kW	4 x 2.2kW or 4 x 3kW
Power supply	400V 3P+PE 50/60Hz	
Control voltage	48V	

(*) For higher values contact us / (**) Depending mast installation



M500S 78kg
M500R 87kg

COMPATIBLE WITH

Construction hoist: CH1000-1540P / CH1000-2040P
Platform transport: TP7-1532 S / TP7-2032 S / TP7-4032 T

Features

Whatever you can imagine we will study it

- Geared motor brakes
- Centrifugal brakes per motor
- Horizontal leveling system
- Manual motor brake releasing system
- Rack inductive detector
- Emergency stop
- Travel limit switches and emergency l.s.
- Buffers at the base structure
- Reduced mechanical stop with buffers
- Final mast with half rack
- Access door with limit switch
- Façade door with limit switch
- 12m/min speed motorization
- Non-sliping floor
- Movement acoustic signal
- Low voltaje panel
- Phase control relay
- Mast protection device
- Modular decks (1.5/0.83/0.5/0.35)
- Railings (1.5/0.83/0.5/0.35)
- Railing flaps (1.5/0.83/0.5)
- 1m extensions
- Extensions up to 2.5m
- Intermediate extension support
- Wedge for intermediate extension support
- Corner deck system
- Personalized color & advertisement
- Floor for extensions (different sizes)
- Drive unit extensión with l.s.
- Supports and safety net up to 1m ext.
- Vertical post
- Extension lateral railing
- Cable basket
- Platform roof
- Double deck safety system
- Overspeed fall arrest device
- Obstacle device
- Jib and hoist
- Inclination modules (-4,5° to 4,5°)

• Serial features / ○ Optional features



elevek@elevek.com
www.elevek.com

CICLO FAPRIL, S.A.
Rua do Vale do Grou, nº 1378, Apt. 2
3754-908 Aguada da Cima, Águeda | PORTUGAL
T +351 234 660 570 | F +351 234 666 030

No part of this publication may be reproduced in any form without the prior permission of CICLO FAPRIL, S.A.
Specifications of products and equipment shown herein are subject to change without notice.